

# 1" NAIL STRIP 24 GA., 16" WIDE LOAD TABLE OVER 15/32" PLYWOOD

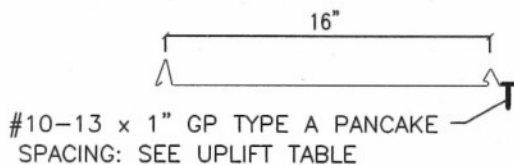
METAL BUILDING  
SUPPLIES, LLC.

Buildings having a Roof Mean Height  $\leq$  20'-0"; Roof Slope: 2"/12" -6"/12" Gable or Hip Roof  
Wind Speeds 120-160 mph, Exp C, Risk Category II, Enclosed Bldg. based on FLORIDA BUILDING CODE 2010


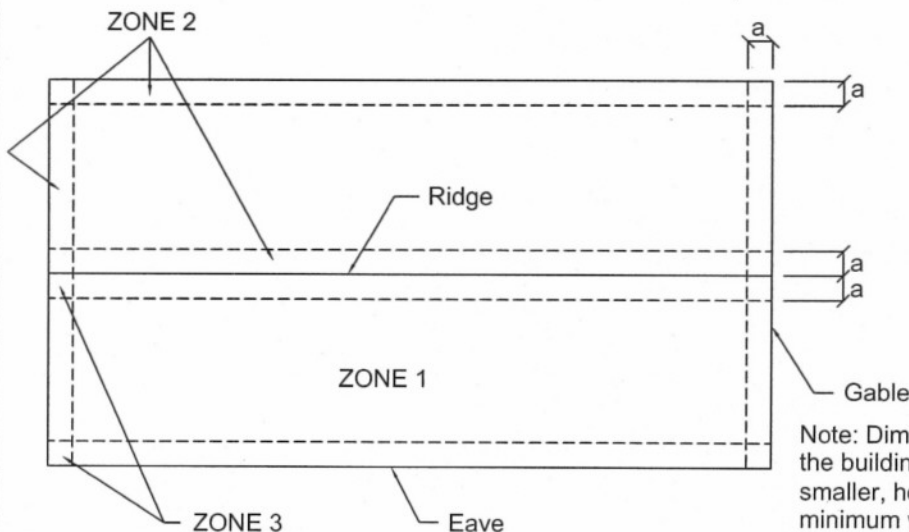
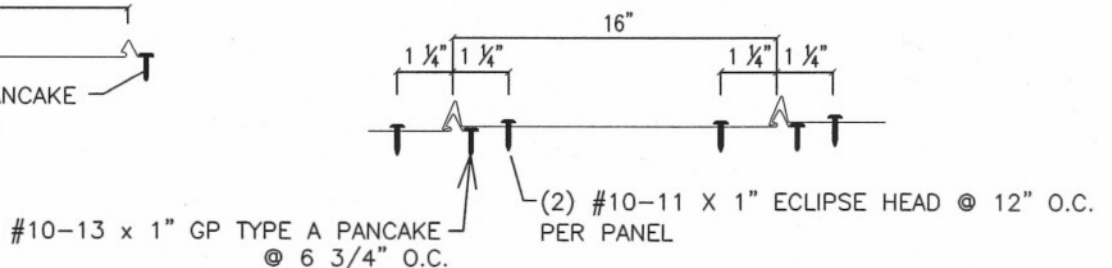
1" 24 GA. NAILSTRIP FASTENER SPACING							
ZONE	FASTENER	SUBSTRATE	WIND SPEED ZONE				
			120	130	140	150	160
			ON CENTER SPACING	ON CENTER SPACING	ON CENTER SPACING	ON CENTER SPACING	ON CENTER SPACING
ZONE 1	(1) #10-13 x 1"	15/32" CDX PLYWOOD	16" TYPE 1	16" TYPE 1	16" TYPE 1	16" TYPE 1	16" TYPE 1
ZONE 2	(1) #10-13 x 1"	15/32" CDX PLYWOOD	6 3/4" TYPE 1	6 3/4" TYPE 1	6 3/4" TYPE 1	6 3/4" TYPE 1	6 3/4" TYPE 1
ZONE 3	(1) #10-13 x 1"	15/32" CDX PLYWOOD	6 3/4" TYPE 1	6 3/4" TYPE 1	6 3/4" TYPE 1	6 3/4" TYPE 1	6 3/4" TYPE 1

- PANEL DESCRIPTION:** 1" NAIL STRIP, MIN. 24 GA. MSG COATED STEEL, 16" MAX WIDTH, 1" TALL RIB.
- PANEL FASTENER:** #10-13 x 1" TYPE A PANCAKE HEAD, #10-11 x 1" ECLIPSE HEAD TYPE A.
- MAXIMUM ALLOWABLE PANEL UPLIFT PRESSURE:** 59.75 PSF @ 16" O.C., 101.0 PSF @ 6.75" O.C. & 153.5 PSF @ 6.75" O.C. WITH FASTENERS IN SLOTS AND PAN. PRESSURE BASED ON UL 580/UL 1897 TESTING BY FORCE ENGINEERING TEST REPORT #72-0314T-06A-D.
- PLYWOOD DECKING:** MIN. 15/32" THICK, APA RATED PLYWOOD, GRADE C-D, PLYWOOD W/ SELF ADHERED ROOFING UNDERLAYMENT OVER ENTIRE ROOF DECK. MUST BE DESIGNED IN ACCORDANCE WITH FBC 2010.
- PANEL ROLLFORMER:** SCHLEBACH QUADRO-PLUS ROLLFORMER BY METALFORMING, INC.
- LOAD TABLE** BASED ON WIND PRESSURES CALCULATED PER ASCE 7-10(Kd=0.85) MULTIPLIED BY 0.6 PER FBC 2010, SECTION 1609.1.5.
- LOAD TABLE DOES NOT INCLUDE OVERHANG ZONES**

TYPE 1 FASTENER PATTERN



TYPE 2 FASTENER PATTERN



Note: Dimension (a) is defined as 10% of the minimum width of the building or 40% of the mean height of the roof, whichever is smaller, however, (a) cannot be less than either 4% of the minimum width of the building or 3 feet.