

26 GA. 3/4" RIB ROOF PANEL LOAD TABLE OVER 15/32 PLYWOOD

METAL BUILDING
SUPPLIES, LLC

Buildings having a Roof Mean Height \leq 20'-0"; Roof Slope: 2"/12" -6"/12" Gable or Hip Roof
Wind Speeds 150-180 mph, Exp C, Risk Category II, Enclosed Bldg. based on FLORIDA BUILDING CODE 2010

26 GA. 3/4" RIB PANEL FASTENER SPACING						
ZONE	FASTENER	SUBSTRATE	WIND SPEED ZONE			
			150	160	170	180
			ON CENTER SPACING	ON CENTER SPACING	ON CENTER SPACING	ON CENTER SPACING
ZONE 1	#9-15-1-1/2"	15/32" PLYWOOD	24" TYPE 1	24" TYPE 1	24" TYPE 1	24" TYPE 1
ZONE 2	#9-15-1-1/2"	15/32" PLYWOOD	24" TYPE 1	24" TYPE 1	24" TYPE 1	12" TYPE 2
ZONE 3	#9-15-1-1/2"	15/32" PLYWOOD	12" TYPE 2	12" TYPE 2	12" TYPE 2	12" TYPE 2

PANEL DESCRIPTION: 26 GA. GRADE 80, 36" COVERAGE, 3/4" TALL.

PANEL ROLLFORMER: MRS METAL ROOFING SYSTEMS

PANEL FASTENER: (1) #9-15 x 1-1/2" WOODGRIP W/ SEALING WASHER.

MAXIMUM ALLOWABLE PANEL UPLIFT PRESSURE: 71.75 PSF @ 24" FASTENER SPACING TYPE 1 FASTENER PATTERN, 159.25 PSF @ 12" FASTENER SPACING TYPE 2 FASTENER PATTERN BASED ON TAS 125, UL 580/UL 1897 TESTING.

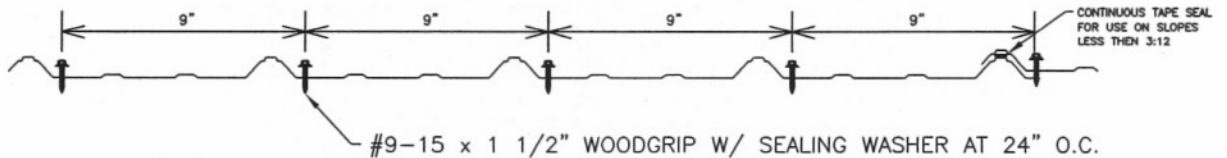
PLYWOOD DECKING: MIN. 15/32" THICK. PLYWOOD MUST BE DESIGNED IN ACCORDANCE WITH FBC 2010.

ROOF SLOPE: ON ROOF SLOPES LESS THAN 3:12, LAP SEALANT MUST BE USED IN PANEL SIDE LAPS.

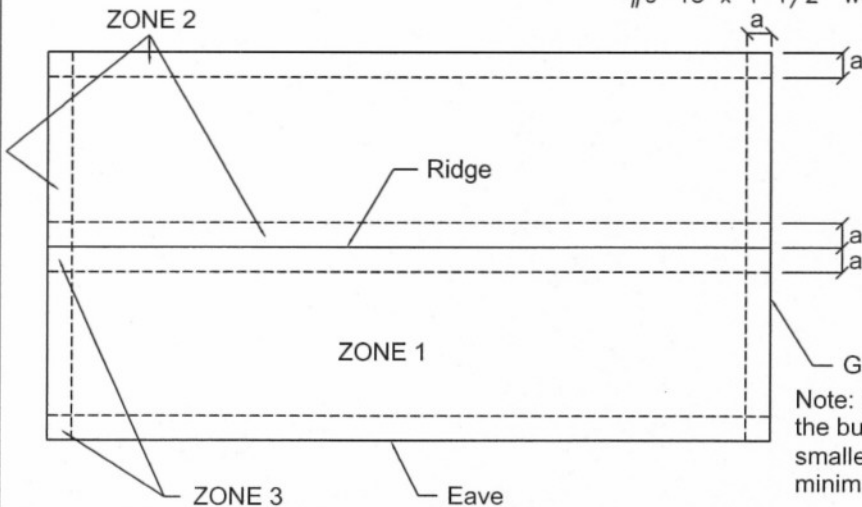
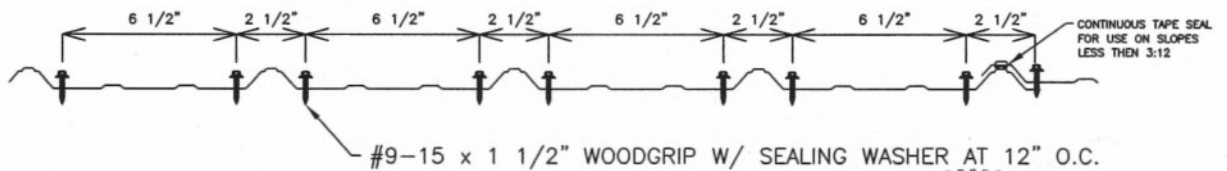
LOAD TABLE BASED ON WIND PRESSURES CALCULATED PER ASCE 7-10 ($K_d=0.85$) MULTIPLIED BY 0.6 PER FBC 2010, SECTION 1609.1.5.

LOAD TABLE DOES NOT INCLUDE OVERHANG ZONES

TYPE 1 FASTENER PATTERN



TYPE 2 FASTENER PATTERN



State of Florida
C.O.A.
26778



Note: Dimension (a) is defined as 10% of the minimum width of the building or 40% of the mean height of the roof, whichever is smaller, however, (a) cannot be less than either 4% of the minimum width of the building or 3 feet.