

Locke Bowden, P.E.
 9450 Alysbury Place
 Montgomery, AL 36117

Metal Building Supplies
 800 E. Donegan Ave
 Kissimmee, FL 34744

FL 5365

Quality Assurance Program: Keystone Certifications Category: Structural Components Sub-Category: Structural Wall
 Code: FBC 2014 5th ed.; Sections: 1709.2 Method 2-B

Description	Substrate	Design Uplift Pressure*	Fasteners
.1 PBR 26GA Wall Open Framing 36" width 80 ksi Structural Non-HVHZ	16GA steel framing Must be designed in compliance with FBC 2014.	-47.5 psf fastening pattern 12"-12"- 12"@5'-0"o.c. +60.0 psf fastening pattern 12"-12"-12" @ 5'-0" o.c.	1-1/4" tall rib at 12" o.c. thru fastened Corrosion resistant: #12-14 HWH SD with sealing washer or approved equal at 12"- 12"-12"" fastener pattern. Panel side laps fastened with 1/4-14 x 7/8" HWH SD with sealing washer at 20" o.c. Paint finish optional. Insulation, manufacturer's approved product (Optional) Install per manufacturers details and in compliance with FBC 2014.

*Design Pressures includes safety factor=2.0

ALLOWABLE UNIFORM LOADS IN POUNDS PER SQUARE FOOT
 26 Gauge PBR

SPAN TYPE	LOAD TYPE	SPAN IN FEET								
		3.0	3.5	4.0	4.5	5.0	5.5	6.0	6.5	7.0
SINGLE	NEGATIVE WIND LOAD	92.4	67.9	49.6	34.8	25.4	19.1	14.7	11.8	9.3
	POSITIVE WIND LOAD	68.3	50.2	38.4	30.4	24.8	20.3	15.9	12.5	10.0
2-SPAN	NEGATIVE WIND LOAD	88.3	50.2	38.4	30.4	24.6	20.3	17.1	14.5	12.5
	POSITIVE WIND LOAD	67.2	49.6	38.1	30.1	24.4	20.2	17.0	14.5	12.5
3-SPAN	NEGATIVE WIND LOAD	85.4	62.7	48.0	37.9	47.5	25.4	21.3	18.2	15.7
	POSITIVE WIND LOAD	83.5	61.7	47.4	37.6	60.0	25.2	21.2	18.1	15.6
4-SPAN	NEGATIVE WIND LOAD	79.7	58.8	44.8	35.4	28.7	23.7	19.9	17.0	14.6
	POSITIVE WIND LOAD	78.1	57.7	44.3	35.1	28.5	23.6	19.8	16.9	14.6

* Based on ASTM E 1592 Testing # 84-0284T-08 A,B

References

Entity	Report #	Standard	Year
--------	----------	----------	------

Force Engineering and Testing (TST-5328) # 84-0284T-08 A,B ASTM E 1592-01 (2005⁺)

Force Engineering and Testing (TST-5328) Load table

1. ASTM E 1592-01 test standards are equivalent to ASTM E 1592-05 test standards.

Limitations:


1. Underlayment to be compliance with current Florida Building Code.
2. Minimum slope to be in compliance with Florida Building Code 2014, and in accordance with Manufacturer's installation reference.
3. Products are compliant for State of Florida product approval per Rule 61G20-3
4. Fire classification is not part of this acceptance.
5. Shear diaphragm values are outside this report.
6. All support framing to be in compliance with Florida Building Code 2014, Chapter 22 Steel, Chapter 23 Wood and Chapter 16 Structural Loading.
7. Engineer must evaluate the wall panel attachment to substrate for fastener pullout/pullover per AISI Specifications.
8. This report does not imply warranty, installation, recommended product use outside of this report.

Compliance Statement: These products herein evaluated by Locke Bowden, P.E. have demonstrated compliance with the Florida Building Code 2014 with referenced documents submitted.

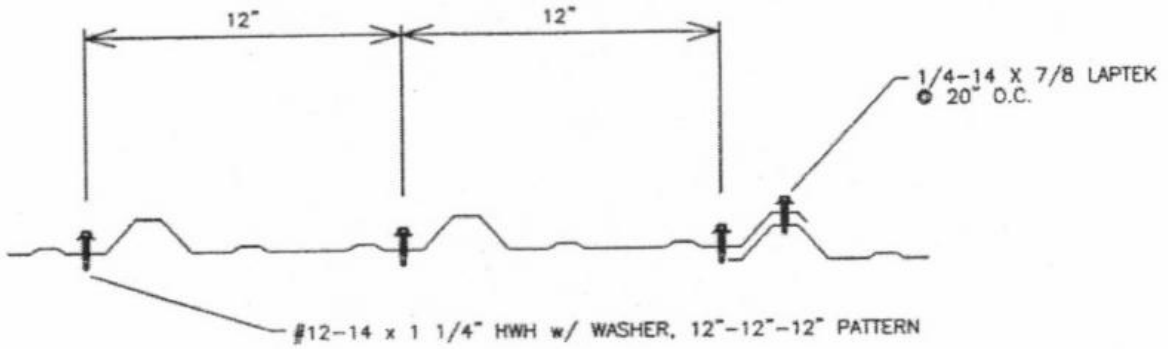
Certificate of Independence

Locke Bowden, P.E. does not have, not will acquire a financial interest in any company manufacturing or distributing products under this evaluation.

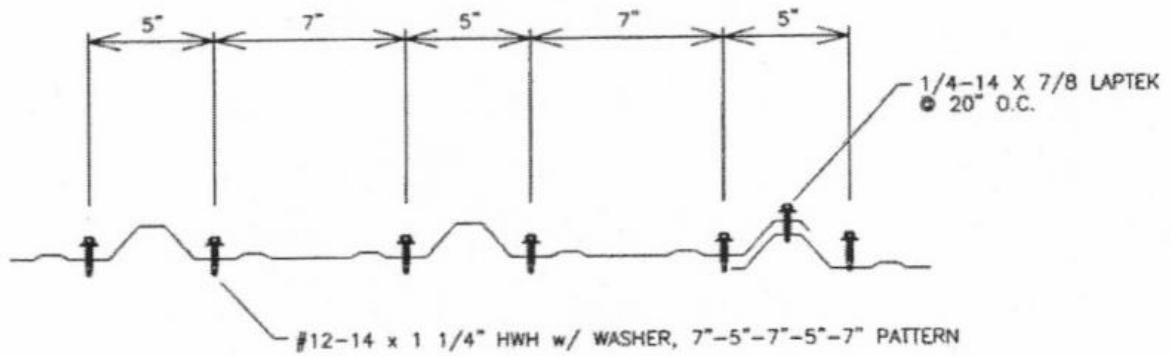
Locke Bowden, P.E. is not owned, operated or controlled by any company manufacturing or distributing products under this report.



PBR WALL PANEL



FASTENER PATTERN FOR INTERIOR SUPPORTS



FASTENER PATTERN FOR PANEL END AND PANEL END LAPS